

Notifications



- A notification icon appears at the top right of the Overview Screen.
- Some messages will automatically appear when you log in to your payment portal.
- Notifications will include important information about your account or holds placed on your account if applicable.
- Simply click the icon to view any messages that are present.

My Account

Overview

Activity Details

Payment Plans

Make a Payment

Transactions

Statements

Help

Sign Out

Overview

Test Student
UC Merced (Training)

Balance
\$22,949.24

Summary

202510 (Spring Semester 2025)
Minimum due

\$14,664.19
\$0.00

Child Care Tuition Fee
Minimum due

\$986.10
\$986.10

Spring Semester 2024: Spring 2024 Past due
Minimum due

\$8,798.95
\$7,332.45

Total

\$24,449.24

Authorized Financial Aid ⓘ

-\$1,500.00

Balance

\$22,949.24

Previous Term Balance (\$1,455.00)

Current Charges and Payments \$23,418.14

Authorized Financial Aid \$0.00

Total Amount Due \$21,963.14

[View statements](#)

Payment plans

E-Bills

Need to enroll in a payment plan?

Enrolling in a payment plan takes just a few minutes and can help you spread out payments on your education expenses.

Create a Payment Plan

View payment plan options

Summary

The overall student account balance appears at the very top in the black bar after the student's name. This amount is the actual total balance due for all semesters on the student account.

TS

Test Student
UC Merced (Training)

Balance
\$22,949.24

Summary

[View statements](#)

202510 (Spring Semester 2025)	\$14,664.19
Minimum due	\$0.00
Child Care Tuition Fee	\$986.10
Minimum due	\$986.10
Spring Semester 2024: Spring 2024 Past due	\$8,798.95
Minimum due	\$7,332.45
Total	\$24,449.24
Authorized Financial Aid ⓘ	-\$1,500.00
Balance	\$22,949.24

Previous Term Balance (\$1,455.00)

Current Charges and Payments \$23,418.14

Authorized Financial Aid \$0.00

Total Amount Due \$21,963.14

Make a payment

- The Summary shows you the balance due by each term, if applicable.
- The View Statements link allows you to view the related statements.
- The Detailed Account Activity link allows you to view detailed account activity.
- The Make a Payment link takes you to a screen where you can pay on your account.

Make a Payment

- At the payment screen, the payer can select the term and change the amount before submitting the payment, as shown below.
- Please note: All prior term balances will be paid first, regardless of the term selected.

Balance items

☒ Check all | 2 of 3 selected

Description	Minimum	Balance	Amount
<input checked="" type="checkbox"/> 202510 (Spring Semester 2025)	\$0.00	\$14,664.19	<input type="text" value="\$14,664.19"/> <input type="button" value="x"/> <input type="button" value="v"/>
Maximum \$14,664.19			
<input type="checkbox"/> Child Care Tuition Fee	\$986.10	\$986.10	<input type="text" value="\$0.00"/> <input type="button" value="v"/>
Maximum \$986.10			
<input checked="" type="checkbox"/> Spring Semester 2024: Spring 2024 Past due	\$7,332.45	\$8,798.95	<input type="text" value="\$8,798.95"/> <input type="button" value="x"/> <input type="button" value="v"/>
Maximum \$8,798.95			

Total balance

\$24,449.24

Credit balance ⓘ

-\$1,500.00

Balance after credits

\$22,949.24

Pay amount

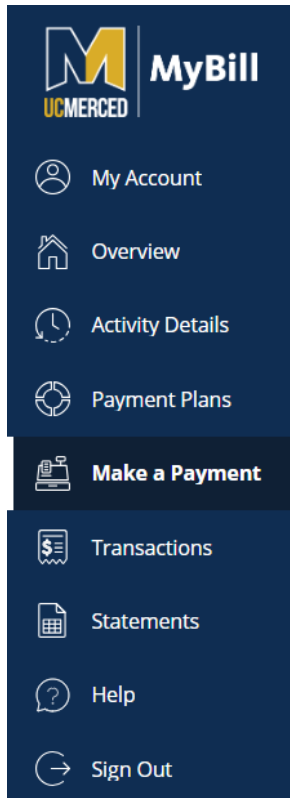
\$23,463.14

Remaining balance

-\$513.90

My Account

The My Account shows your contact information, payment methods, and account payers.



Click My Account to access payers, saved payment methods, contact information and notifications

TS

Test Student
UC Merced (Training)

Basic information

Name

Test Student

Payment methods

Test Visa (•••• 4242)

VISA

My MasterCard (•••• 4444)

MasterCard

+

[Add payment method](#)

Payers

Do you know someone that would like to help you pay? Invite them to have access to your account!

Test Test

Setting up Payer Access

- For parents or other individuals to receive online access to your student account to view e-bills, receive alerts, make online payments, or set up a payment plan, the student must send the individual a “Payer Invitation” and give them the proper permission.
- The student must provide the payer’s first and last names and email address. For confirmation, the email address will be required to be entered twice. The student can include an optional message if desired. To send the invitation, click on the “Send invitation” link.

Payers

Do you know someone that would like to help you pay? Invite them to have access to your account!

Test Test



John Test



Mommy Test



[Send a payer invitation](#)

×

My Account

Payer Invitation

Payer information

* First name

* Last name

* Email address

* Confirm email address

Payer access

By sending this invitation, I hereby authorize this payer to access my account information and/or make payments.

☒ Allow access to statements

Cancel

Send invitation

- A welcome message will be automatically sent to the new authorized payer's email address provided. The email will provide the payer with their User ID, temporary password, and a link to access the site. The payer must log-in and complete the setup

process. Please note that the temporary password sent in the email is only valid for 24 hours.

To Change Payer Access & Reset Passwords

- To change payer access, remove a payer, or reset passwords, select the “pencil” icon next to the payer to remove payer access or to resend a new invitation if the password was forgotten.

Test Test	
John Test	
Mommy Test	

Activity Details Screen

This section is where you will view all your student account activity.

Detailed Account Activity

Student ID: 100079907

Previous Term Balance: \$-1455

Current Charges and Payments: \$23418.14

Authorized Financial Aid: \$0

Total Amount Due: \$21963.14

Authorized Financial Aid

Term Description	Fund Code Description	Pending Credit
------------------	-----------------------	----------------

Student Account Activity


Term	Transaction Date	Description	Charges	Credits
Spring Semester 2025	March 11, 2025	Main Credit Card Payment		\$25.00
Spring Semester 2025	March 11, 2025	UG Spring UCSA Fees	\$10.00	
Spring Semester 2025	March 11, 2025	UG Spring Student Services Fee	\$100.00	
Spring Semester 2024	March 11, 2025	Main Cashier Payment		\$1,500.00
Spring Semester 2025	November 27, 2024	UCSA Fees - Opt Out		\$3.50
Spring Semester 2025	November 27, 2024	UG Non-Res Suppl Tuition (Spr)	\$14,877.00	
Spring Semester 2025	November 27, 2024	UG Spr Health Mandatory Ins	\$1,552.46	
Spring Semester 2025	November 27, 2024	UG Spring Tuition Fee	\$5,721.00	
Spring Semester 2025	November 27, 2024	UG Spring Student Services Fee	\$564.00	
Spring Semester 2025	November 27, 2024	UG Spring Campus Based Fees	\$593.68	
Spring Semester 2025	November 27, 2024	UG Spring UCSA Fees	\$3.50	
Fall Semester 2024	October 17, 2024	UCSA Fees - Opt Out		\$-3.50
Fall Semester 2024	October 16, 2024	UG Non-Res Suppl Tuit (Fall)	\$-14,877.00	
Fall Semester 2024	October 16, 2024	UG Fall Health Mandatory Ins	\$-1,108.90	
Fall Semester 2024	October 16, 2024	UG Fall Tuition Fee	\$-5,721.00	
Fall Semester 2024	October 16, 2024	UG Fall Student Services Fee	\$-564.00	

Payment Plans

Enrolling in a NEW Payment Plan


- If a balance is owed, this section will appear in the middle of the screen below the Summary balance to allow enrollment in the Payment Plan.
- Click the link that says “View Payment Plan Options” to sign up for a payment plan for that term.

Current plans



Need to enroll in a payment plan?

Enrolling in a payment plan takes just a few minutes and can help you spread out payments on your education expenses.


 [View payment plan options](#)

- After the “View payment plan options” link is clicked, the following sidebar will appear:

Overview

Payment Plans

20_SP
Spring 2020 Payment Plan



\$28,866
Amount you can enroll in plan

4 payments | \$40 enrollment fee

Payment Schedule

1	\$7,216.50 Payment due 1/1/20
2	\$7,216.50 Payment due 2/1/20
3	\$7,216.50 Payment due 3/1/20
4	\$7,216.50 Payment due 4/1/20

Auto pay available: If you set up auto pay, all scheduled payments will occur on the payment plan due dates.

Plan Details

Enrollment fee: There is an enrollment fee of \$40, due upon enrollment, to participate in this plan. This fee covers your school's administrative costs associated with the plan, and is in addition to the plan amount of \$28,866.

[Cancel](#) [Enroll in plan](#)

The plan will automatically provide you the breakdown of payments and the due dates based upon your account balance. Choose “Enroll in plan” to continue the set up.

Please note: All prior term balances must be paid prior to enrolling in the payment plan for the current term.



- After selecting “Enroll in plan,” the terms and conditions of the plan will be listed, as well as the payment dates. You must read and accept the terms and conditions before the payment plan can be completed by first selecting the check box at the bottom of the screen and then selecting the “continue” button.
- The next screen will ask for a phone number.
- Finally, a \$40 payment plan fee must be paid before completing the plan set up. You will be given the option of payment by credit card or electronic check. If you have saved payment methods, these will also be listed in the drop-down menu.
- Before submission, you will be asked to confirm that the information is correct. To confirm and complete enrollment, click on the “Pay” link at the bottom right corner.
- After completion, an email with the terms and conditions will be sent to the email address listed.

Setting up an AUTO Pay Plan

- To set up automatic payments, click on the “Set up auto pay” below the payment plan description. Please note that enrolling in the payment plan the fee of \$40 does not automatically set up automatic payment for your payment plan.

Payment plans

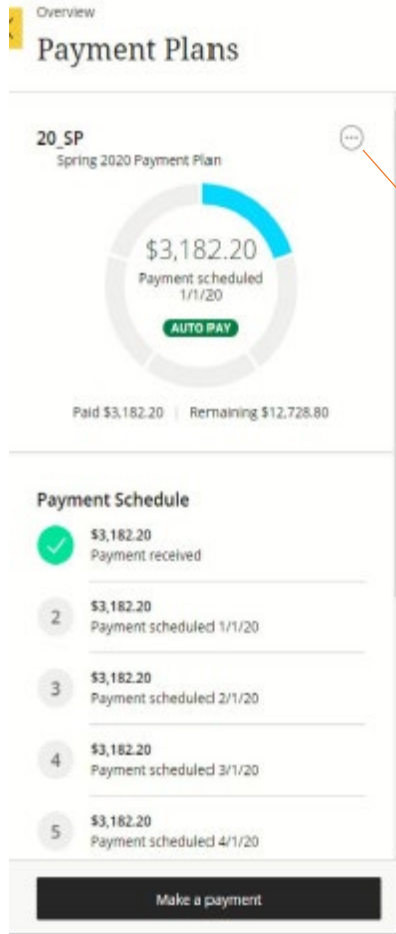
Plan	Paid	Remaining
 20_SP Spring 2020 Payment Plan	\$0	\$21,905
 Set up auto pay Make your payments on time and avoid late fees!		

- If you have already enrolled in automatic payments, you will see the green “Auto Pay” amount next to your payment plan description, as shown below.

Payment plans

Plan	Paid	Remaining
 20_SP Spring 2020 Payment Plan AUTO PAY	\$3,192.00	\$12,728.00

- Clicking on the payment plan will open up the plan detail screen, which will show the payment history and the payment schedule of the remaining payment.



To see details of the Auto Payment Plan, click on the circle with three dots in the upper right and choose “View Auto Pay.”
If you need to cancel your enrollment in auto pay select the “Cancel Auto Pay” button.

Make a Payment

- This section will allow you to pay for various services, as well as your student account balance.

Make a Payment

Available items

Categories

Health Services

Health Services-Please have receipt available to receive services

[View category](#)

Office of Student Life

Club Fees and Activities

[View category](#)

Library Services

Library Fees

[View category](#)

Campus Police

Electronic Device and Bicycle Registration

[View category](#)

Transactions

- This section shows a history of your payment transactions.





Transactions

Date	Description	Receipt	Amount
8/4/20	Fall 2019 (Fall Semester 2019)	#448183	\$1.03
6/26/20	Student SIR Deposit	#448181	\$250.00
6/26/20	Fall 2019 (Fall Semester 2019)	#448180	\$9.12
12/10/19	CATCARD DEPOSIT FOR FACULTY AND STAFF BLOCK PLANS	#448170	\$250.00
12/10/19	CatCard Replacement Card	#448169	\$20.00

Statements

- This section is where you will view your most current and prior e-bills.
- Please keep in mind that e-bills are static in time based on the date of the e-bill and do NOT reflect real-time account balance changes. Students can access current student account detail updated every 24 hours by using the “Detailed Account Activity.”
- Students will receive an email to their UC Merced email account notifying them when a new e-bill is available.
- Parents or other authorized payers will also be sent an email notification regarding e-bills if the notification is turned on.

Statements

Date	Description	View	Save
12/1/17	eBill 12/01/2017		
12/1/17	eBill 12/01/2017 • NEW		
10/2/17	eBill 10/02/2017		
10/2/17	eBill 10/02/2017 • NEW	